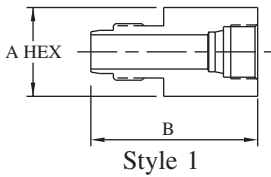
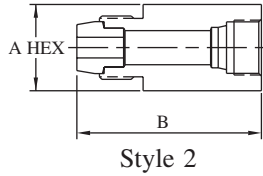


MALE-FEMALE ADAPTERS

Low Pressure Male x Low Pressure Female



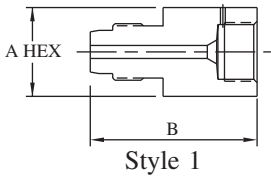
Style 1



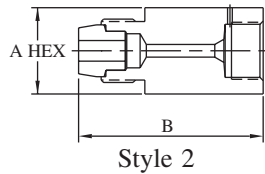
Style 2

Catalog Number	Male L/P	Female L/P	A		B		Port		Style
LPA2L2L	1/8"	1/8"	0.75"	(19.1)	1.50"	(38.1)	0.094"	(2.4)	1
LPA2L4L	1/8"	1/4"	0.75"	(19.1)	1.50"	(38.1)	0.094"	(2.4)	1
LPA2L6L	1/8"	3/8"	0.75"	(19.1)	1.50"	(38.1)	0.094"	(2.4)	1
LPA2L8L	1/8"	1/2"	0.75"	(19.1)	1.50"	(38.1)	0.094"	(2.4)	1
LPA4L2L	1/4"	1/8"	0.63"	(16.0)	1.52"	(38.6)	0.094"	(2.4)	2
LPA4L6L	1/4"	3/8"	0.75"	(19.1)	1.65"	(41.9)	0.187"	(4.7)	2
LPA4L8L	1/4"	1/2"	1.00"	(25.4)	1.87"	(47.5)	0.187"	(4.7)	2
LPA6L2L	3/8"	1/8"	0.75"	(19.1)	1.52"	(38.6)	0.094"	(2.4)	2
LPA6L4L	3/8"	1/4"	0.75"	(19.1)	1.77"	(45.0)	0.187"	(4.7)	2
LPA6L8L	3/8"	1/2"	0.75"	(19.1)	1.84"	(46.7)	0.187"	(4.7)	2
LPA8L2L	1/2"	1/8"	0.88"	(22.4)	1.84"	(46.7)	0.093"	(2.4)	2
LPA8L4L	1/2"	1/4"	0.88"	(22.4)	1.84"	(46.7)	0.187"	(4.7)	2
LPA8L6L	1/2"	3/8"	0.88"	(22.4)	1.84"	(46.7)	0.312"	(7.9)	2

Low Pressure Male x High Pressure Female



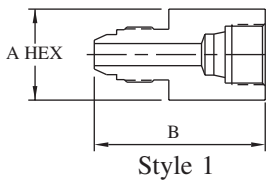
Style 1



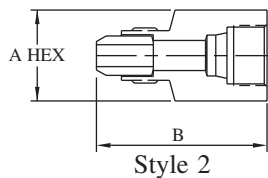
Style 2

Catalog Number	Male L/P	Female H/P	A		B		Port		Style
LPA2L4H	1/8"	1/4"	0.75"	(19.1)	1.50"	(38.1)	0.093"	(2.4)	1
LPA2L6H	1/8"	3/8"	1.00"	(25.4)	1.83"	(46.5)	0.093"	(2.4)	1
LPA2L9H	1/8"	9/16"	1.38"	(35.1)	1.87"	(47.5)	0.093"	(2.4)	1
LPA4L4H	1/4"	1/4"	0.75"	(19.1)	1.77"	(45.0)	0.093"	(2.4)	2
LPA4L6H	1/4"	3/8"	1.00"	(25.4)	1.75"	(44.5)	0.093"	(2.4)	2
LPA4L9H	1/4"	9/16"	1.38"	(35.1)	2.46"	(62.5)	0.187"	(4.7)	2
LPA6L4H	3/8"	1/4"	0.75"	(19.1)	1.65"	(41.9)	0.125"	(3.2)	2
LPA6L6H	3/8"	3/8"	1.00"	(25.4)	2.08"	(52.8)	0.125"	(3.2)	2
LPA6L9H	3/8"	9/16"	1.38"	(35.1)	2.09"	(53.1)	0.187"	(4.7)	2
LPA8L4H	1/2"	1/4"	1.38"	(35.1)	2.09"	(53.1)	0.093"	(2.4)	2
LPA8L6H	1/2"	3/8"	1.38"	(35.1)	2.09"	(53.1)	0.125"	(3.2)	2
LPA8L9H	1/2"	9/16"	1.38"	(35.1)	2.09"	(53.1)	0.250"	(6.4)	2

High Pressure Male x Low Pressure Female



Style 1



Style 2

Catalog Number	Male H/P	Female L/P	A		B		Port		Style
LPA4H2L	1/4"	1/8"	0.63"	(16.0)	1.43"	(36.3)	0.125"	(3.2)	2
LPA4H4L	1/4"	1/4"	0.75"	(19.1)	1.68"	(42.7)	0.082"	(2.1)	1
LPA4H6L	1/4"	3/8"	0.75"	(19.1)	1.68"	(42.7)	0.125"	(3.2)	2
LPA4H8L	1/4"	1/2"	0.75"	(19.1)	1.68"	(42.7)	0.125"	(3.2)	1
LPA6H2L	3/8"	1/8"	0.75"	(19.1)	1.62"	(41.1)	0.093"	(2.4)	1
LPA6H4L	3/8"	1/4"	0.75"	(19.1)	1.74"	(44.2)	0.125"	(3.2)	1
LPA6H6L	3/8"	3/8"	0.75"	(19.1)	2.00"	(50.8)	0.125"	(3.2)	1
LPA6H8L	3/8"	1/2"	0.75"	(19.1)	2.00"	(50.8)	0.218"	(5.5)	2
LPA9H2L	9/16"	1/8"	1.18"	(30.0)	2.06"	(52.3)	0.093"	(2.4)	2
LPA9H4L	9/16"	1/4"	1.18"	(30.0)	2.05"	(52.1)	0.187"	(4.7)	2
LPA9H6L	9/16"	3/8"	1.18"	(30.0)	2.06"	(52.3)	0.281"	(7.1)	2
LPA9H8L	9/16"	1/2"	1.13"	(28.7)	1.62"	(41.1)	0.281"	(7.1)	2

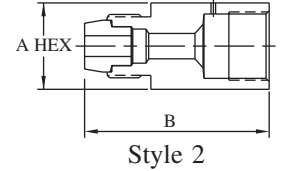
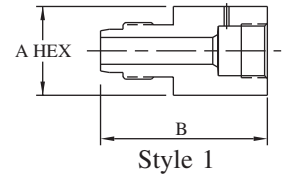
NOTE: See page ACC-1 to determine maximum allowable working pressure (MAWP)

All dimensions are for reference only and are subject to change.
Dimensions in parentheses are millimeters (mm).

MALE-FEMALE ADAPTERS

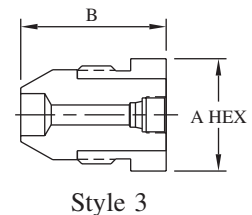
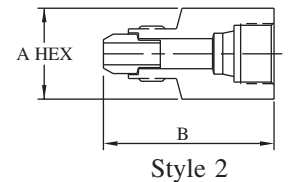
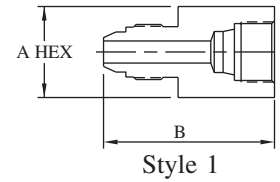
Low Pressure Male x Medium Pressure Female

Catalog Number	Male L/P	Female M/P	A		B		Port		Style
LPA2L4M	1/8"	1/4"	0.75"	(19.1)	1.50"	(38.1)	0.093"	(2.4)	1
LPA2L6M	1/8"	3/8"	0.75"	(19.1)	1.75"	(44.5)	0.093"	(2.4)	1
LPA2L9M	1/8"	9/16"	1.00"	(25.4)	2.00"	(50.8)	0.093"	(2.4)	1
LPA4L4M	1/4"	1/4"	0.75"	(19.1)	1.52"	(38.6)	0.125"	(3.2)	2
LPA4L6M	1/4"	3/8"	0.75"	(19.1)	1.77"	(45.0)	0.187"	(4.7)	2
LPA4L9M	1/4"	9/16"	1.00"	(25.4)	1.89"	(48.0)	0.187"	(4.7)	2
LPA4L12M	1/4"	3/4"	1.38"	(35.1)	2.27"	(57.7)	0.187"	(4.7)	2
LPA6L4M	3/8"	1/4"	0.75"	(19.1)	1.77"	(45.0)	0.109"	(2.8)	2
LPA6L6M	3/8"	3/8"	0.75"	(19.1)	2.02"	(51.3)	0.203"	(5.2)	2
LPA6L9M	3/8"	9/16"	1.00"	(25.4)	2.27"	(57.7)	0.312"	(7.9)	2
LPA6L12M	3/8"	3/4"	1.00"	(25.4)	2.31"	(58.7)	0.312"	(7.9)	2
LPA8L4M	1/2"	1/4"	0.88"	(22.4)	1.84"	(46.7)	0.109"	(2.8)	2
LPA8L6M	1/2"	3/8"	0.88"	(22.4)	2.09"	(53.1)	0.203"	(5.2)	2
LPA8L9M	1/2"	9/16"	1.00"	(25.4)	2.34"	(59.4)	0.359"	(9.1)	2
LPA8L12M	1/2"	3/4"	1.38"	(35.1)	2.34"	(59.4)	0.437"	(11.1)	2



Medium Pressure Male x Low Pressure Female

Catalog Number	Male M/P	Female L/P	A		B		Port		Style
LPA4M2L	1/4"	1/8"	0.75"	(19.1)	1.50"	(38.1)	0.093"	(2.4)	1
LPA4M4L	1/4"	1/4"	0.75"	(19.1)	1.50"	(38.1)	0.109"	(2.8)	1
LPA4M6L	1/4"	3/8"	1.00"	(25.4)	1.65"	(41.9)	0.109"	(2.8)	1
LPA4M8L	1/4"	1/2"	1.00"	(25.4)	1.88"	(47.8)	0.109"	(2.8)	1
LPA6M2L	3/8"	1/8"	0.63"	(16.0)	1.25"	(31.8)	0.093"	(2.4)	2
LPA6M4L	3/8"	1/4"	0.75"	(19.1)	1.50"	(38.1)	0.187"	(4.7)	2
LPA6M6L	3/8"	3/8"	0.75"	(19.1)	1.50"	(38.1)	0.312"	(7.9)	2
LPA6M8L	3/8"	1/2"	0.75"	(19.1)	1.50"	(38.1)	0.250"	(6.4)	2
LPA9M2L	9/16"	1/8"	0.88"	(22.4)	1.50"	(38.1)	0.093"	(2.4)	2
LPA9M4L	9/16"	1/4"	0.88"	(22.4)	1.50"	(38.1)	0.187"	(4.7)	2
LPA9M6L	9/16"	3/8"	0.88"	(22.4)	1.50"	(38.1)	0.312"	(7.9)	2
LPA9M8L	9/16"	1/2"	1.00"	(25.4)	1.50"	(38.1)	0.312"	(7.9)	2
LPA12M2L	3/4"	1/8"	1.13"	(28.7)	2.00"	(50.8)	0.093"	(2.4)	2
LPA12M4L	3/4"	1/4"	1.13"	(28.7)	2.38"	(60.5)	0.187"	(4.7)	1
LPA12M6L	3/4"	3/8"	1.18"	(30.0)	1.62"	(41.1)	0.312"	(7.9)	3
LPA12M8L	3/4"	1/2"	1.38"	(35.1)	2.25"	(57.2)	0.437"	(11.1)	2
LPA16M2L	1"	1/8"	1.38"	(35.1)	2.19"	(55.6)	0.093"	(2.4)	3
LPA16M4L	1"	1/4"	1.38"	(35.1)	2.19"	(55.6)	0.187"	(4.7)	3
LPA16M6L	1"	3/8"	1.38"	(35.1)	2.25"	(57.2)	0.312"	(7.9)	2
LPA16M8L	1"	1/2"	1.38"	(35.1)	2.00"	(50.8)	0.312"	(7.9)	2



NOTE: See page ACC-1 to determine maximum allowable working pressure (MAWP)

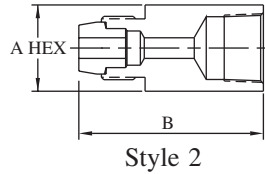
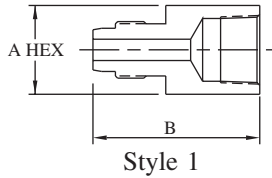


All dimensions are for reference only and are subject to change.
Dimensions in parentheses are millimeters (mm).



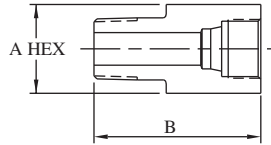
MALE-FEMALE ADAPTERS

Low Pressure Male x NPT Female



Catalog Number	Male L/P	Female NPT	A		B		Port		Style
LPA2L2P	1/8"	1/8"	0.75"	(19.1)	1.50"	(38.1)	0.093"	(2.4)	1
LPA2L4P	1/8"	1/4"	0.75"	(19.1)	1.50"	(38.1)	0.093"	(2.4)	1
LPA2L6P	1/8"	3/8"	0.75"	(19.1)	1.50"	(38.1)	0.093"	(2.4)	1
LPA2L8P	1/8"	1/2"	0.75"	(19.1)	1.50"	(38.1)	0.093"	(2.4)	1
LPA4L2P	1/4"	1/8"	0.63"	(16.0)	1.27"	(32.3)	0.187"	(4.7)	2
LPA4L4P	1/4"	1/4"	0.75"	(19.1)	1.52"	(38.6)	0.187"	(4.7)	2
LPA4L6P	1/4"	3/8"	1.00"	(25.4)	1.58"	(40.1)	0.187"	(4.7)	2
LPA4L8P	1/4"	1/2"	1.38"	(35.1)	1.89"	(48.0)	0.187"	(4.7)	2
LPA6L2P	3/8"	1/8"	0.75"	(19.1)	1.63"	(41.4)	0.125"	(3.2)	1
LPA6L4P	3/8"	1/4"	0.75"	(19.1)	1.65"	(41.9)	0.312"	(7.9)	2
LPA6L6P	3/8"	3/8"	0.75"	(19.1)	1.65"	(41.9)	0.312"	(7.9)	2
LPA6L8P	3/8"	1/2"	1.38"	(35.1)	1.89"	(48.0)	0.312"	(7.9)	2
LPA8L2P	1/2"	1/8"	1.00"	(25.4)	1.89"	(48.0)	0.437"	(11.1)	2
LPA8L4P	1/2"	1/4"	1.00"	(25.4)	1.81"	(46.0)	0.437"	(11.1)	1
LPA8L6P	1/2"	3/8"	1.00"	(25.4)	1.84"	(46.7)	0.437"	(11.1)	2
LPA8L8P	1/2"	1/2"	1.38"	(35.1)	2.09"	(53.1)	0.437"	(11.1)	2
LPA8L12P	1/2"	3/4"	1.75"	(44.5)	2.38"	(60.5)	0.437"	(11.1)	1

NPT Male x Low Pressure Female



Catalog Number	Male NPT	Female L/P	A		B		Port	
LPA2P2L	1/8"	1/8"	0.50"	(12.7)	1.00"	(25.4)	0.093"	(2.4)
LPA2P4L	1/8"	1/4"	0.75"	(19.1)	1.50"	(38.1)	0.125"	(3.2)
LPA2P6L	1/8"	3/8"	0.75"	(19.1)	1.50"	(38.1)	0.125"	(3.2)
LPA2P8L	1/8"	1/2"	0.75"	(19.1)	1.50"	(38.1)	0.187"	(4.7)
LPA4P2L	1/4"	1/8"	0.75"	(19.1)	1.50"	(38.1)	0.093"	(2.4)
LPA4P4L	1/4"	1/4"	0.75"	(19.1)	1.50"	(38.1)	0.187"	(4.7)
LPA4P6L	1/4"	3/8"	0.75"	(19.1)	1.62"	(41.1)	0.187"	(4.7)
LPA4P8L	1/4"	1/2"	1.00"	(25.4)	2.00"	(50.8)	0.187"	(4.7)
LPA6P2L	3/8"	1/8"	0.75"	(19.1)	1.50"	(38.1)	0.093"	(2.4)
LPA6P4L	3/8"	1/4"	0.75"	(19.1)	1.62"	(41.1)	0.187"	(4.7)
LPA6P6L	3/8"	3/8"	0.75"	(19.1)	1.62"	(41.1)	0.250"	(6.4)
LPA6P8L	3/8"	1/2"	1.00"	(25.4)	2.00"	(50.8)	0.344"	(8.7)
LPA8P2L	1/2"	1/8"	1.00"	(25.4)	1.50"	(38.1)	0.093"	(2.4)
LPA8P4L	1/2"	1/4"	1.00"	(25.4)	1.75"	(44.5)	0.187"	(4.7)
LPA8P6L	1/2"	3/8"	1.00"	(25.4)	1.75"	(44.5)	0.312"	(7.9)
LPA8P8L	1/2"	1/2"	1.00"	(25.4)	2.00"	(50.8)	0.437"	(11.1)
LPA12P8L	3/4"	1/2"	1.38"	(35.1)	2.25"	(57.2)	0.437"	(11.1)
LPA16P6L	1"	3/8"	1.38"	(35.1)	2.00"	(50.8)	0.312"	(7.9)
LPA16P8L	1"	1/2"	1.38"	(35.1)	2.25"	(57.2)	0.312"	(7.9)

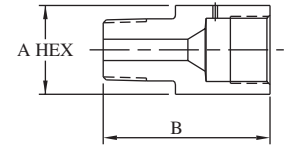
NOTE: See page ACC-1 to determine maximum allowable working pressure (MAWP)

All dimensions are for reference only and are subject to change.
Dimensions in parentheses are millimeters (mm).

MALE-FEMALE ADAPTERS

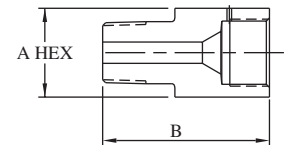
NPT Male x Medium Pressure Female

Catalog Number	Male NPT	Female M/P	A		B		Port
10A2P4M	1/8"	1/4"	0.75"	(19.1)	1.50"	(38.1)	0.109" (2.8)
10A2P6M	1/8"	3/8"	0.75"	(19.1)	1.75"	(44.5)	0.203" (5.2)
10A2P9M	1/8"	9/16"	1.00"	(25.4)	2.00"	(50.8)	0.218" (5.5)
10A4P4M	1/4"	1/4"	0.75"	(19.1)	1.50"	(38.1)	0.109" (2.8)
10A4P6M	1/4"	3/8"	0.75"	(19.1)	1.75"	(44.5)	0.203" (5.2)
10A4P9M	1/4"	9/16"	1.00"	(25.4)	2.00"	(50.8)	0.250" (6.4)
10A4P12M	1/4"	3/4"	1.38"	(35.1)	2.50"	(63.5)	0.250" (6.4)
10A6P4M	3/8"	1/4"	0.75"	(19.1)	1.50"	(38.1)	0.109" (2.8)
10A6P6M	3/8"	3/8"	0.75"	(19.1)	1.75"	(44.5)	0.203" (5.2)
10A6P9M	3/8"	9/16"	1.00"	(25.4)	2.00"	(50.8)	0.359" (9.1)
10A6P12M	3/8"	3/4"	1.38"	(35.1)	2.50"	(63.5)	0.375" (9.5)
10A8P4M	1/2"	1/4"	1.00"	(25.4)	1.50"	(38.1)	0.125" (3.2)
10A8P6M	1/2"	3/8"	1.00"	(25.4)	1.75"	(44.5)	0.203" (5.2)
10A8P9M	1/2"	9/16"	1.00"	(25.4)	2.00"	(50.8)	0.359" (9.1)
10A8P12M	1/2"	3/4"	1.38"	(35.1)	2.50"	(63.5)	0.516" (13.1)
10A8P16M	1/2"	1"	1.75"	(44.5)	3.00"	(76.2)	0.437" (11.1)
10A12P4M	3/4"	1/4"	1.38"	(35.1)	2.12"	(53.8)	0.187" (4.7)
10A12P6M	3/4"	3/8"	1.38"	(35.1)	2.25"	(57.2)	0.203" (5.2)
10A12P9M	3/4"	9/16"	1.38"	(35.1)	2.25"	(57.2)	0.359" (9.1)
10A12P12M	3/4"	3/4"	1.38"	(35.1)	2.50"	(63.5)	0.500" (12.7)
10A12P16M	3/4"	1"	1.75"	(44.5)	3.00"	(76.2)	0.500" (12.7)
10A16P9M	1"	9/16"	1.38"	(35.1)	2.25"	(57.2)	0.359" (9.1)
10A16P12M	1"	3/4"	1.38"	(35.1)	2.50"	(63.5)	0.359" (9.1)
10A16P16M	1"	1"	1.75"	(44.5)	3.00"	(76.2)	0.563" (14.3)



NPT Male x High Pressure Female

Catalog Number	Male NPT	Female H/P	A		B		Port
10A2P4H	1/8"	1/4"	0.75"	(19.1)	1.50"	(38.1)	0.093" (2.4)
10A2P6H	1/8"	3/8"	1.00"	(25.4)	1.75"	(44.5)	0.125" (3.2)
10A2P9H	1/8"	9/16"	1.38"	(35.1)	2.25"	(57.2)	0.187" (4.7)
10A4P4H	1/4"	1/4"	0.75"	(19.1)	1.50"	(38.1)	0.093" (2.4)
10A4P6H	1/4"	3/8"	1.00"	(25.4)	1.75"	(44.5)	0.125" (3.2)
10A4P9H	1/4"	9/16"	1.38"	(35.1)	2.25"	(57.2)	0.187" (4.7)
10A6P4H	3/8"	1/4"	0.75"	(19.1)	1.50"	(38.1)	0.093" (2.4)
10A6P6H	3/8"	3/8"	1.00"	(25.4)	1.75"	(44.5)	0.125" (3.2)
10A6P9H	3/8"	9/16"	1.38"	(35.1)	2.25"	(57.2)	0.187" (4.7)
10A8P4H	1/2"	1/4"	1.00"	(25.4)	1.62"	(41.1)	0.093" (2.4)
10A8P6H	1/2"	3/8"	1.00"	(25.4)	1.75"	(44.5)	0.125" (3.2)
10A8P9H	1/2"	9/16"	1.38"	(35.1)	2.25"	(57.2)	0.187" (4.7)
10A12P4H	3/4"	1/4"	1.13"	(28.7)	2.00"	(50.8)	0.093" (2.4)
10A12P6H	3/4"	3/8"	1.13"	(28.7)	2.00"	(50.8)	0.125" (3.2)
10A12P9H	3/4"	9/16"	1.38"	(35.1)	2.25"	(57.2)	0.187" (4.7)
10A16P4H	1"	1/4"	1.38"	(35.1)	1.75"	(44.5)	0.093" (2.4)
10A16P6H	1"	3/8"	1.38"	(35.1)	2.00"	(50.8)	0.125" (3.2)
10A16P9H	1"	9/16"	1.38"	(35.1)	2.25"	(57.2)	0.187" (4.7)



NOTE: See page ACC-1 to determine maximum allowable working pressure (MAWP)



All dimensions are for reference only and are subject to change.
Dimensions in parentheses are millimeters (mm).

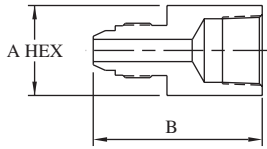
Page ACC-5



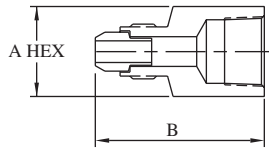
MALE-FEMALE ADAPTERS

Medium Pressure Male x NPT Female

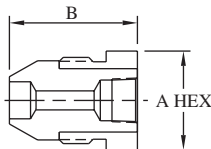
Catalog Number	Male M/P	Female NPT	A		B		Port		Style
10A4M2P	1/4"	1/8"	0.63"	(16.0)	1.56"	(39.6)	0.109"	(2.8)	1
10A4M4P	1/4"	1/4"	0.75"	(19.1)	1.63"	(41.4)	0.109"	(2.8)	1
10A4M6P	1/4"	3/8"	1.00"	(25.4)	2.00"	(50.8)	0.109"	(2.8)	1
10A4M8P	1/4"	1/2"	1.38"	(35.1)	2.19"	(55.6)	0.109"	(2.8)	1
10A6M2P	3/8"	1/8"	0.63"	(16.0)	1.62"	(41.1)	0.125"	(3.2)	2
10A6M4P	3/8"	1/4"	0.75"	(19.1)	1.88"	(47.8)	0.250"	(6.4)	2
10A6M6P	3/8"	3/8"	1.00"	(25.4)	1.88"	(47.8)	0.250"	(6.4)	2
10A6M8P	3/8"	1/2"	1.38"	(35.1)	2.13"	(54.1)	0.250"	(6.4)	2
10A9M2P	9/16"	1/8"	0.88"	(22.4)	1.88"	(47.8)	0.339"	(8.6)	2
10A9M4P	9/16"	1/4"	0.88"	(22.4)	1.88"	(47.8)	0.406"	(10.3)	2
10A9M6P	9/16"	3/8"	1.00"	(25.4)	2.38"	(60.5)	0.406"	(10.3)	2
10A9M8P	9/16"	1/2"	1.00"	(25.4)	2.38"	(60.5)	0.406"	(10.3)	2
10A9M12P	9/16"	3/4"	1.75"	(44.5)	2.62"	(66.5)	0.406"	(10.3)	2
10A9M16P	9/16"	1"	1.75"	(44.5)	2.62"	(66.5)	0.406"	(10.3)	2
10A12M2P	3/4"	1/8"	1.13"	(28.7)	2.40"	(61.0)	0.250"	(6.4)	2
10A12M4P	3/4"	1/4"	1.13"	(28.7)	2.40"	(61.0)	0.250"	(6.4)	2
10A12M6P	3/4"	3/8"	1.13"	(28.7)	2.62"	(66.5)	0.563"	(14.3)	2
10A12M8P	3/4"	1/2"	1.38"	(35.1)	2.62"	(66.5)	0.563"	(14.3)	2
10A12M12P	3/4"	3/4"	1.75"	(44.5)	2.90"	(73.7)	0.437"	(11.1)	2
10A12M16P	3/4"	1"	2.13"	(54.1)	2.62"	(66.5)	0.563"	(14.3)	2
10A16M2P	1"	1/8"	1.38"	(35.1)	2.62"	(66.5)	0.250"	(6.4)	2
10A16M4P	1"	1/4"	1.38"	(35.1)	2.62"	(66.5)	0.250"	(6.4)	1
10A16M6P	1"	3/8"	1.38"	(35.1)	2.19"	(55.6)	0.563"	(14.3)	3
10A16M8P	1"	1/2"	1.38"	(35.1)	2.80"	(71.1)	0.703"	(17.9)	2
10A16M12P	1"	3/4"	1.75"	(44.5)	2.80"	(71.1)	0.718"	(18.2)	2
10A16M16P	1"	1"	2.13"	(54.1)	3.30"	(83.8)	0.718"	(18.2)	2



Style 1



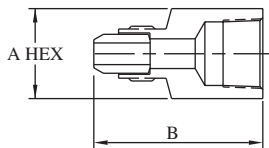
Style 2



Style 3

High Pressure Male x NPT Female

Catalog Number	Male H/P	Female NPT	A		B		Port	
10A4H2P	1/4"	1/8"	0.63"	(16.0)	1.43"	(36.3)	0.125"	(3.2)
10A4H4P	1/4"	1/4"	0.75"	(19.1)	1.68"	(42.7)	0.125"	(3.2)
10A4H6P	1/4"	3/8"	1.00"	(25.4)	1.68"	(42.7)	0.125"	(3.2)
10A4H8P	1/4"	1/2"	1.38"	(35.1)	1.93"	(49.0)	0.125"	(3.2)
10A6H2P	3/8"	1/8"	0.75"	(19.1)	1.75"	(44.5)	0.218"	(5.5)
10A6H4P	3/8"	1/4"	1.00"	(25.4)	2.00"	(50.8)	0.218"	(5.5)
10A6H6P	3/8"	3/8"	1.00"	(25.4)	2.00"	(50.8)	0.218"	(5.5)
10A6H8P	3/8"	1/2"	1.38"	(35.1)	2.38"	(60.5)	0.218"	(5.5)
10A9H2P	9/16"	1/8"	1.18"	(30.0)	2.06"	(52.3)	0.281"	(7.1)
10A9H4P	9/16"	1/4"	1.18"	(30.0)	2.06"	(52.3)	0.281"	(7.1)
10A9H6P	9/16"	3/8"	1.18"	(30.0)	2.06"	(52.3)	0.281"	(7.1)
10A9H8P	9/16"	1/2"	1.38"	(35.1)	2.06"	(52.3)	0.281"	(7.1)
10A9H12P	9/16"	3/4"	1.75"	(44.5)	2.69"	(68.3)	0.281"	(7.1)
10A9H16P	9/16"	1"	2.13"	(54.1)	2.93"	(74.4)	0.281"	(7.1)



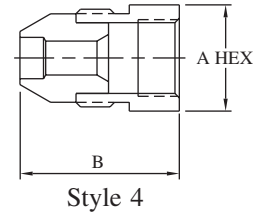
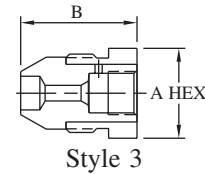
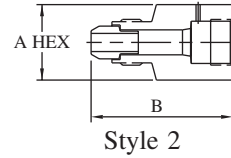
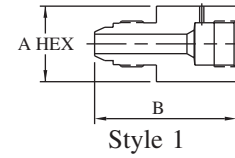
NOTE: See page ACC-1 to determine maximum allowable working pressure (MAWP)

All dimensions are for reference only and are subject to change.
Dimensions in parentheses are millimeters (mm).

MALE-FEMALE ADAPTERS

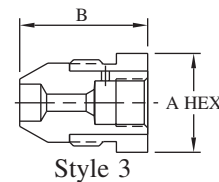
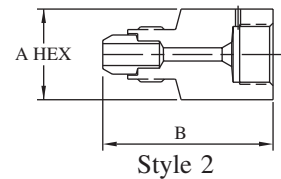
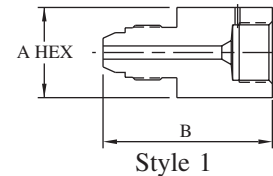
Medium Pressure Male x Medium Pressure Female

Catalog Number	Male M/P	Female M/P	A		B		Port	Style
20A4M6M	1/4"	3/8"	0.75"	(19.1)	1.75"	(44.5)	0.109" (2.8)	1
20A4M9M	1/4"	9/16"	1.00"	(25.4)	2.00"	(50.8)	0.109" (2.8)	1
20A4M12M	1/4"	3/4"	1.38"	(35.1)	2.50"	(63.5)	0.109" (2.8)	1
20A4M16M	1/4"	1"	1.75"	(44.5)	3.00"	(76.2)	0.109" (2.8)	1
20A6M4M	3/8"	1/4"	0.75"	(19.1)	1.88"	(47.8)	0.109" (2.8)	2
20A6M9M	3/8"	9/16"	1.00"	(25.4)	2.38"	(60.5)	0.250" (6.4)	2
20A6M12M	3/8"	3/4"	1.38"	(35.1)	2.55"	(64.8)	0.125" (3.2)	2
20A6M16M	3/8"	1"	1.75"	(44.5)	3.13"	(79.5)	0.250" (6.4)	2
20A9M4M	9/16"	1/4"	0.88"	(22.4)	1.88"	(47.8)	0.109" (2.8)	2
20A9M6M	9/16"	3/8"	0.88"	(22.4)	1.88"	(47.8)	0.203" (5.2)	2
20A9M12M	9/16"	3/4"	1.38"	(35.1)	2.88"	(73.2)	0.312" (7.9)	2
20A9M16M	9/16"	1"	1.75"	(44.5)	3.38"	(85.9)	0.312" (7.9)	2
20A12M4M	3/4"	1/4"	1.18"	(30.0)	1.62"	(41.1)	0.125" (3.2)	3
20A12M6M	3/4"	3/8"	1.18"	(30.0)	1.62"	(41.1)	0.203" (5.2)	3
20A12M9M	3/4"	9/16"	1.13"	(28.7)	1.69"	(42.9)	0.359" (9.1)	4
20A12M12M	3/4"	3/4"	1.38"	(35.1)	2.65"	(67.3)	0.438" (11.1)	2
20A12M16M	3/4"	1"	1.75"	(44.5)	3.40"	(86.4)	0.437" (11.1)	2
20A16M4M	1"	1/4"	1.38"	(35.1)	2.19"	(55.6)	0.125" (3.2)	3
20A16M6M	1"	3/8"	1.38"	(35.1)	2.19"	(55.6)	0.203" (5.2)	3
20A16M9M	1"	9/16"	1.38"	(35.1)	2.19"	(55.6)	0.359" (9.1)	3
20A16M12M	1"	3/4"	1.38"	(35.1)	3.05"	(77.5)	0.516" (13.1)	2
20A16M16M	1"	1"	1.75"	(44.5)	3.55"	(90.2)	0.563" (14.3)	2



Medium Pressure Male x High Pressure Female

Catalog Number	Male M/P	Female H/P	A		B		Port	Style
20A4M4H	1/4"	1/4"	0.75"	(19.1)	1.50"	(38.1)	0.109" (2.8)	1
20A4M6H	1/4"	3/8"	1.00"	(25.4)	1.75"	(44.5)	0.125" (3.2)	1
20A4M9H	1/4"	9/16"	1.00"	(25.4)	1.75"	(44.5)	0.140" (3.6)	1
20A6M4H	3/8"	1/4"	0.75"	(19.1)	1.88"	(47.8)	0.093" (2.4)	2
20A6M6H	3/8"	3/8"	1.00"	(25.4)	2.13"	(54.1)	0.125" (3.2)	2
20A6M9H	3/8"	9/16"	1.38"	(35.1)	2.50"	(63.5)	0.188" (4.8)	2
20A9M4H	9/16"	1/4"	0.88"	(22.4)	1.88"	(47.8)	0.188" (4.8)	2
20A9M6H	9/16"	3/8"	1.00"	(25.4)	2.13"	(54.1)	0.125" (3.2)	2
20A9M9H	9/16"	9/16"	1.38"	(35.1)	2.63"	(66.8)	0.187" (4.7)	2
20A12M4H	3/4"	1/4"	1.18"	(30.0)	1.62"	(41.1)	0.093" (2.4)	3
20A12M6H	3/4"	3/8"	1.13"	(28.7)	2.40"	(61.0)	0.125" (3.2)	2
20A12M9H	3/4"	9/16"	1.38"	(35.1)	2.65"	(67.3)	0.187" (4.7)	2
20A16M4H	1"	1/4"	1.38"	(35.1)	2.19"	(55.6)	0.093" (2.4)	3
20A16M6H	1"	3/8"	1.38"	(35.1)	2.19"	(55.6)	0.125" (3.2)	2
20A16M9H	1"	9/16"	1.38"	(35.1)	2.80"	(71.1)	0.188" (4.8)	2



NOTE: See page ACC-1 to determine maximum allowable working pressure (MAWP)



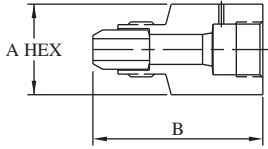
All dimensions are for reference only and are subject to change.
Dimensions in parentheses are millimeters (mm).

Page ACC-7



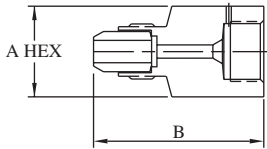
MALE-FEMALE ADAPTERS

High Pressure Male x Medium Pressure Female



Catalog Number	Male H/P	Female M/P	A		B		Port	
20A4H4M	1/4"	1/4"	0.75"	(19.1)	1.68"	(42.7)	0.109"	(2.8)
20A4H6M	1/4"	3/8"	0.75"	(19.1)	1.93"	(49.0)	0.125"	(3.2)
20A4H9M	1/4"	9/16"	1.00"	(25.4)	2.18"	(55.4)	0.125"	(3.2)
20A4H12M	1/4"	3/4"	1.38"	(35.1)	2.68"	(68.1)	0.125"	(3.2)
20A4H16M	1/4"	1"	1.75"	(44.5)	2.75"	(69.9)	0.125"	(3.2)
20A6H4M	3/8"	1/4"	0.75"	(19.1)	1.75"	(44.5)	0.109"	(2.8)
20A6H6M	3/8"	3/8"	0.75"	(19.1)	2.00"	(50.8)	0.203"	(5.2)
20A6H9M	3/8"	9/16"	1.00"	(25.4)	2.25"	(57.2)	0.218"	(5.5)
20A6H12M	3/8"	3/4"	1.38"	(35.1)	2.75"	(69.9)	0.218"	(5.5)
20A6H16M	3/8"	1"	1.75"	(44.5)	3.25"	(82.6)	0.218"	(5.5)
20A9H4M	9/16"	1/4"	1.18"	(30.0)	2.06"	(52.3)	0.125"	(3.2)
20A9H6M	9/16"	3/8"	1.18"	(30.0)	2.06"	(52.3)	0.203"	(5.2)
20A9H9M	9/16"	9/16"	1.18"	(30.0)	2.06"	(52.3)	0.281"	(7.1)
20A9H12M	9/16"	3/4"	1.37"	(34.8)	2.81"	(71.4)	0.281"	(7.1)
20A9H16M	9/16"	1"	1.75"	(44.5)	3.31"	(84.1)	0.281"	(7.1)

High Pressure Male x High Pressure Female



Catalog Number	Male H/P	Female H/P	A		B		Port	
60A4H4H	1/4"	1/4"	0.75"	(19.1)	1.43"	(36.3)	0.093"	(2.4)
60A4H6H	1/4"	3/8"	1.00"	(25.4)	1.93"	(49.0)	0.125"	(3.2)
60A4H9H	1/4"	9/16"	1.38"	(35.1)	2.43"	(61.7)	0.125"	(3.2)
60A6H4H	3/8"	1/4"	0.75"	(19.1)	1.75"	(44.5)	0.093"	(2.4)
60A6H9H	3/8"	9/16"	1.38"	(35.1)	2.00"	(50.8)	0.188"	(4.8)
60A9H4H	9/16"	1/4"	1.18"	(30.0)	1.75"	(44.5)	0.093"	(2.4)
60A9H6H	9/16"	3/8"	1.18"	(30.0)	1.87"	(47.5)	0.125"	(3.2)
60A9H9H	9/16"	9/16"	1.38"	(35.1)	2.56"	(65.0)	0.188"	(4.8)

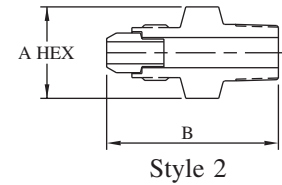
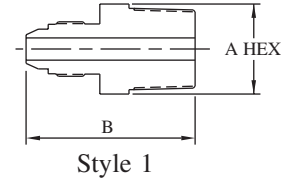
NOTE: See page ACC-1 to determine maximum allowable working pressure (MAWP)

All dimensions are for reference only and are subject to change.
Dimensions in parentheses are millimeters (mm).

MALE-MALE ADAPTERS

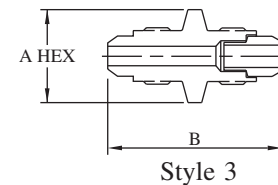
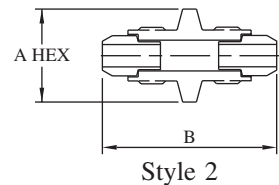
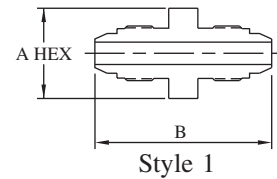
Medium Pressure Male x NPT Male

Catalog Number	Male M/P	Male NPT	A		B		Port	Style	
MA4M2P	1/4"	1/8"	0.88"	(22.4)	2.25"	(57.2)	0.109"	(2.8)	1
MA4M4P	1/4"	1/4"	0.88"	(22.4)	2.25"	(57.2)	0.109"	(2.8)	1
MA4M6P	1/4"	3/8"	0.88"	(22.4)	2.25"	(57.2)	0.109"	(2.8)	1
MA4M8P	1/4"	1/2"	1.00"	(25.4)	2.50"	(63.5)	0.109"	(2.8)	1
MA4M12P	1/4"	3/4"	1.38"	(35.1)	2.38"	(60.5)	0.109"	(2.8)	1
MA6M2P	3/8"	1/8"	0.75"	(19.1)	2.12"	(53.8)	0.187"	(4.7)	2
MA6M4P	3/8"	1/4"	0.75"	(19.1)	2.37"	(60.2)	0.250"	(6.4)	2
MA6M6P	3/8"	3/8"	0.75"	(19.1)	2.37"	(60.2)	0.250"	(6.4)	2
MA6M8P	3/8"	1/2"	1.00"	(25.4)	2.50"	(63.5)	0.198"	(5.0)	1
MA6M12P	3/8"	3/4"	1.38"	(35.1)	2.37"	(60.2)	0.250"	(6.4)	2
MA9M2P	9/16"	1/8"	1.00"	(25.4)	2.50"	(63.5)	0.281"	(7.1)	2
MA9M4P	9/16"	1/4"	0.88"	(22.4)	2.63"	(66.8)	0.250"	(6.4)	2
MA9M6P	9/16"	3/8"	1.00"	(25.4)	2.38"	(60.5)	0.375"	(9.5)	2
MA9M8P	9/16"	1/2"	0.88"	(22.4)	2.63"	(66.8)	0.359"	(9.1)	2
MA9M12P	9/16"	3/4"	1.13"	(28.7)	2.88"	(73.2)	0.359"	(9.1)	2
MA9M16P	9/16"	1"	1.38"	(35.1)	2.82"	(71.6)	0.406"	(10.3)	2
MA12M2P	3/4"	1/8"	1.38"	(35.1)	2.75"	(69.9)	0.562"	(14.3)	2
MA12M4P	3/4"	1/4"	1.13"	(28.7)	2.75"	(69.9)	0.250"	(6.4)	1
MA12M6P	3/4"	3/8"	1.13"	(28.7)	3.15"	(80.0)	0.375"	(9.5)	2
MA12M8P	3/4"	1/2"	1.13"	(28.7)	3.40"	(86.4)	0.375"	(9.5)	2
MA12M12P	3/4"	3/4"	1.75"	(44.5)	3.40"	(86.4)	0.250"	(6.4)	2
MA16P12M	3/4"	1"	1.38"	(35.1)	3.29"	(83.6)	0.562"	(14.3)	2
MA16M2P	1"	1/8"	1.38"	(35.1)	3.00"	(76.2)	0.718"	(18.2)	2
MA16M4P	1"	1/4"	1.38"	(35.1)	3.00"	(76.2)	0.250"	(6.4)	1
MA16M6P	1"	3/8"	1.50"	(38.1)	2.50"	(63.5)	0.375"	(9.5)	2
MA16M8P	1"	1/2"	1.38"	(35.1)	3.30"	(83.8)	0.437"	(11.1)	2
MA16M12P	1"	3/4"	1.38"	(35.1)	3.38"	(85.9)	0.500"	(12.7)	1
MA16M16P	1"	1"	1.38"	(35.1)	3.67"	(93.2)	0.562"	(14.3)	2



Medium Pressure Male x Medium Pressure Male

Catalog Number	Male M/P	Male M/P	A		B		Port	Style	
MA4M4M	1/4"	1/4"	0.88"	(22.4)	2.25"	(57.2)	0.109"	(2.8)	1
MA4M6M	1/4"	3/8"	0.88"	(22.4)	2.63"	(66.8)	0.109"	(2.8)	3
MA4M9M	1/4"	9/16"	0.88"	(22.4)	2.63"	(66.8)	0.109"	(2.8)	3
MA4M12M	1/4"	3/4"	1.13"	(28.7)	2.75"	(69.9)	0.109"	(2.8)	1
MA6M6M	3/8"	3/8"	0.75"	(19.1)	2.75"	(69.9)	0.250"	(6.4)	2
MA6M16M	3/8"	1"	1.38"	(35.1)	3.15"	(80.0)	0.250"	(6.4)	2
MA9M6M	9/16"	3/8"	1.00"	(25.4)	2.75"	(69.9)	0.250"	(6.4)	2
MA9M9M	9/16"	9/16"	0.88"	(22.4)	3.00"	(76.2)	0.312"	(7.9)	2
MA9M12M	9/16"	3/4"	1.13"	(28.7)	2.86"	(72.6)	0.406"	(10.3)	2
MA9M16M	9/16"	1"	1.38"	(35.1)	3.25"	(82.6)	0.500"	(12.7)	1
MA12M6M	3/4"	3/8"	1.13"	(28.7)	2.74"	(69.6)	0.250"	(6.4)	2
MA12M12M	3/4"	3/4"	1.13"	(28.7)	3.55"	(90.2)	0.516"	(13.1)	2
MA12M16M	3/4"	1"	1.38"	(35.1)	3.50"	(88.9)	0.500"	(12.7)	1
MA16M4M	1"	1/4"	1.38"	(35.1)	3.30"	(83.8)	0.562"	(14.3)	2
MA16M16M	1"	1"	1.38"	(35.1)	4.10"	(104.1)	0.688"	(17.5)	2



NOTE: See page ACC-1 to determine maximum allowable working pressure (MAWP)

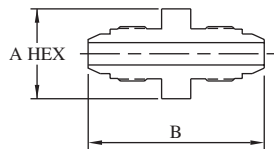


All dimensions are for reference only and are subject to change.
Dimensions in parentheses are millimeters (mm).

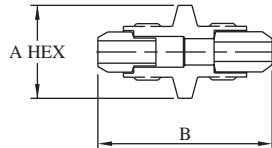
Page ACC-9



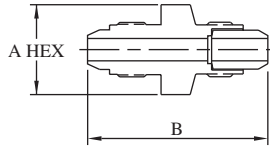
MALE-MALE ADAPTERS



Style 1



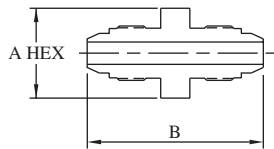
Style 2



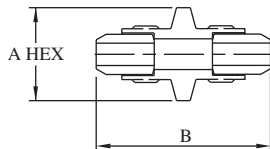
Style 3

Medium Pressure Male x High Pressure Male

Catalog Number	Male M/P	Male H/P	A	B	Port	Style
MA4M4H	1/4"	1/4"	0.88" (22.4)	2.43" (61.7)	0.109" (2.8)	3
MA4M6H	1/4"	3/8"	0.75" (19.1)	2.46" (62.5)	0.109" (2.8)	1
MA4M9H	1/4"	9/16"	1.13" (28.7)	2.50" (63.5)	0.109" (2.8)	3
MA6M4H	3/8"	1/4"	0.75" (19.1)	2.56" (65.0)	0.125" (3.2)	2
MA6M6H	3/8"	3/8"	1.00" (25.4)	2.45" (62.2)	0.250" (6.4)	2
MA6M9H	3/8"	9/16"	1.13" (28.7)	2.99" (75.9)	0.250" (6.4)	2
MA9M4H	9/16"	1/4"	1.00" (25.4)	2.56" (65.0)	0.125" (3.2)	2
MA9M6H	9/16"	3/8"	1.00" (25.4)	2.62" (66.5)	0.218" (5.5)	2
MA9M9H	9/16"	9/16"	1.13" (28.7)	3.18" (80.8)	0.281" (7.1)	2
MA12M4H	3/4"	1/4"	1.38" (35.1)	3.00" (76.2)	0.125" (3.2)	1
MA6H12M	3/4"	3/8"	1.38" (35.1)	2.81" (71.4)	0.125" (3.2)	1
MA12M9H	3/4"	9/16"	1.38" (35.1)	3.00" (76.2)	0.281" (7.1)	2
MA16M4H	1"	1/4"	1.38" (35.1)	3.11" (79.0)	0.125" (3.2)	2
MA16M6H	1"	3/8"	1.38" (35.1)	3.50" (88.9)	0.218" (5.5)	2
MA16M9H	1"	9/16"	1.38" (35.1)	3.61" (91.7)	0.281" (7.1)	2



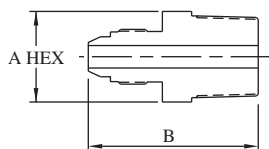
Style 1



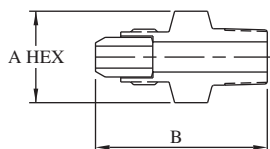
Style 2

High Pressure Male x High Pressure Male

Catalog Number	Male H/P	Male H/P	A	B	Port	Style
MA4H4H	1/4"	1/4"	0.75" (19.1)	2.12" (53.8)	0.125" (3.2)	2
MA6H4H	3/8"	1/4"	0.75" (19.1)	2.42" (61.5)	0.082" (2.1)	1
MA6H6H	3/8"	3/8"	0.75" (19.1)	2.50" (63.5)	0.218" (5.5)	2
MA9H4H	9/16"	1/4"	1.13" (28.7)	2.99" (75.9)	0.125" (3.2)	2
MA9H6H	9/16"	3/8"	1.18" (30.0)	3.06" (77.7)	0.218" (5.5)	2
MA9H9H	9/16"	9/16"	1.18" (30.0)	3.37" (85.6)	0.218" (5.5)	2



Style 1



Style 2

High Pressure Male x NPT Male

Catalog Number	Male H/P	Male NPT	A	B	Port	Style
MA4H2P	1/4"	1/8"	1.00" (25.4)	2.18" (55.4)	0.125" (3.2)	1
MA4H4P	1/4"	1/4"	1.00" (25.4)	2.18" (55.4)	0.125" (3.2)	2
MA4H6P	1/4"	3/8"	0.75" (19.1)	1.86" (47.2)	0.125" (3.2)	2
MA4H8P	1/4"	1/2"	1.00" (25.4)	2.18" (55.4)	0.125" (3.2)	2
MA4H12P	1/4"	3/4"	1.38" (35.1)	2.18" (55.4)	0.125" (3.2)	2
MA4H16P	1/4"	1"	1.38" (35.1)	2.68" (68.1)	0.125" (3.2)	2
MA6H2P	3/8"	1/8"	1.00" (25.4)	2.75" (69.9)	0.188" (4.8)	2
MA6H4P	3/8"	1/4"	1.00" (25.4)	2.75" (69.9)	0.218" (5.5)	2
MA6H6P	3/8"	3/8"	0.81" (20.6)	2.19" (55.6)	0.218" (5.5)	2
MA6H8P	3/8"	1/2"	1.00" (25.4)	3.00" (76.2)	0.125" (3.2)	1
MA6H12P	3/8"	3/4"	1.13" (28.7)	3.00" (76.2)	0.218" (5.5)	2
MA6H16P	3/8"	1"	1.13" (28.7)	3.00" (76.2)	0.218" (5.5)	2
MA9H2P	9/16"	1/8"	1.13" (28.7)	3.00" (76.2)	0.188" (4.8)	2
MA9H4P	9/16"	1/4"	1.13" (28.7)	2.81" (71.4)	0.250" (6.4)	2
MA9H6P	9/16"	3/8"	1.13" (28.7)	2.81" (71.4)	0.281" (7.1)	2
MA9H8P	9/16"	1/2"	1.18" (30.0)	3.00" (76.2)	0.281" (7.1)	2
MA9H12P	9/16"	3/4"	1.13" (28.7)	2.63" (66.8)	0.281" (7.1)	2
MA9H16P	9/16"	1"	1.38" (35.1)	3.00" (76.2)	0.281" (7.1)	2

NOTE: See page ACC-1 to determine maximum allowable working pressure (MAWP)

All dimensions are for reference only and are subject to change.
Dimensions in parentheses are millimeters (mm).