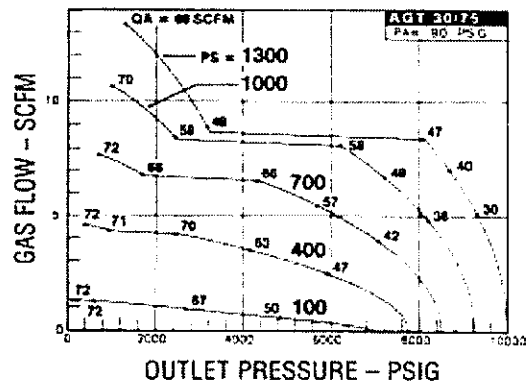
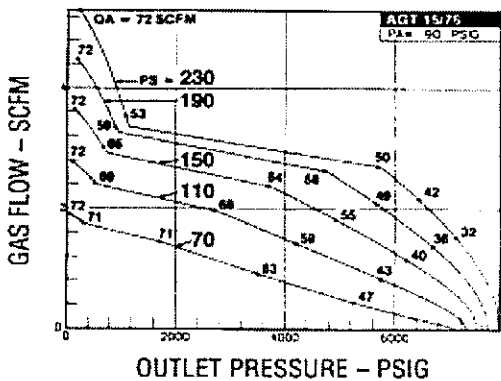
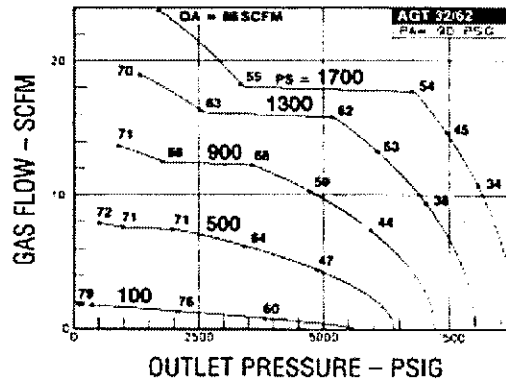
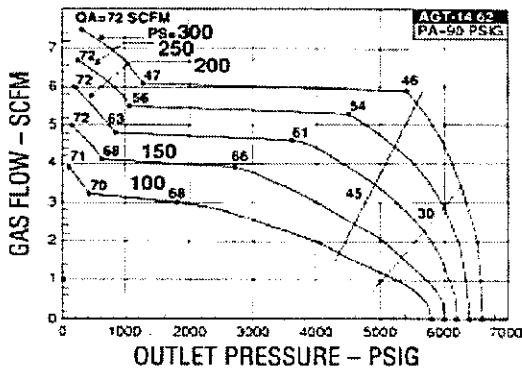
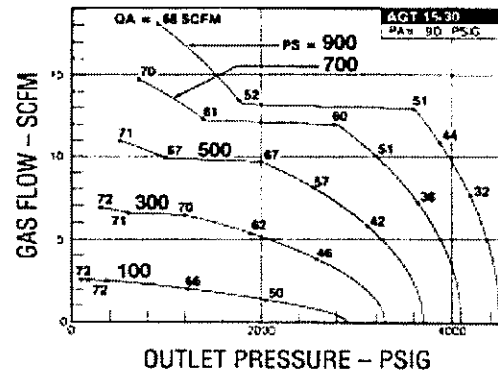
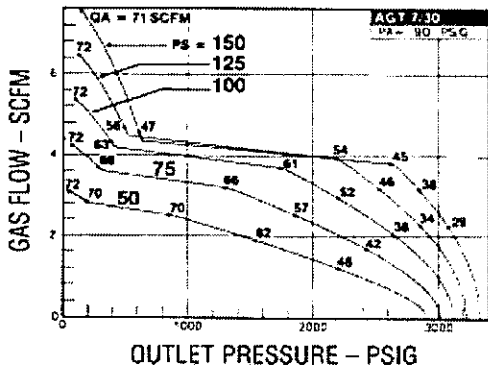
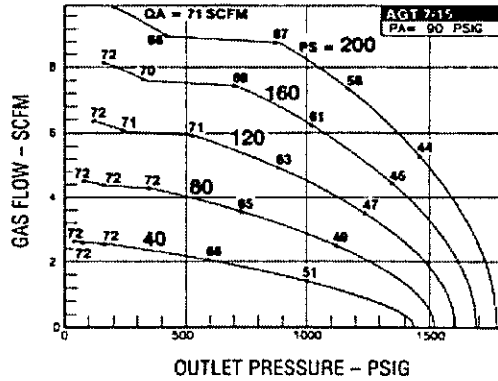
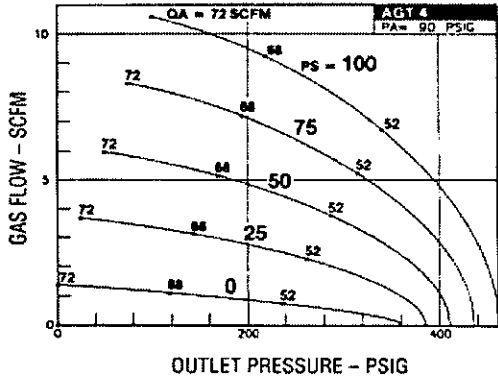
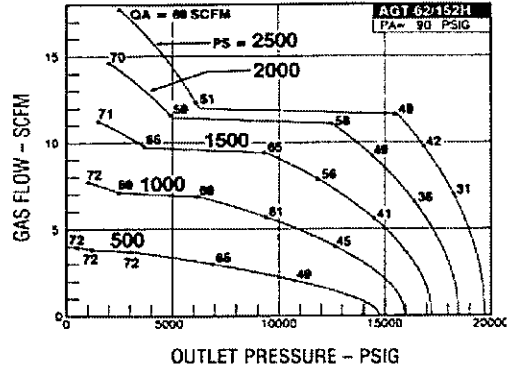
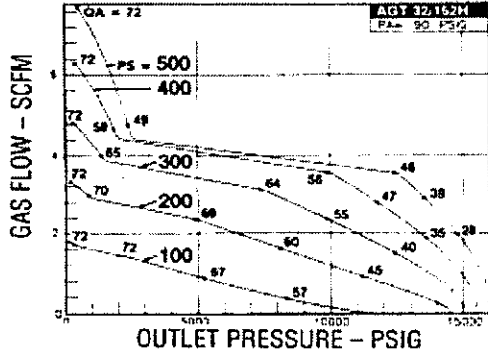


PERFORMANCE CURVES — AGT SERIES



PERFORMANCE CURVES — AGT SERIES

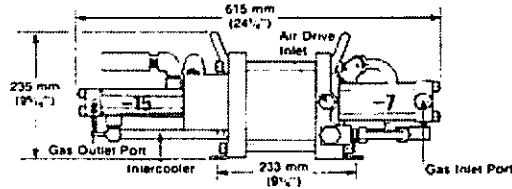


WEIGHT and DIMENSIONAL INFORMATION

Double acting, two stage,
single air head AGT-7/15

Net weight 17-1/2 Kg
Boxed weight 19-1/2 Kg
Box dimensions 66 x 41 x 50 cm

Width 270 mm (10 5/8")

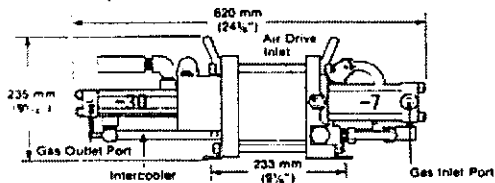


Inlet Gas Port: 3/8" NPT
Outlet Gas Port: Interchangeable 3/8" SAE or 1/4" Superpressure

Double acting, two stage,
single air head AGT-7/30

Net weight 18-1/2 Kg
Boxed weight 20-1/2 Kg
Box dimensions 66 x 41 x 50 cm

Width 270 mm (10 5/8")

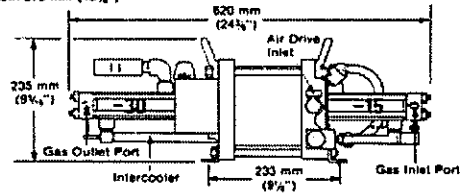


Inlet Gas Port: 3/8" NPT
Outlet Gas Port: Interchangeable 3/8" SAE or 1/4" Superpressure

Double acting, two stage,
single air head AGT-15/30

Net weight 17 Kg
Boxed weight 19 Kg
Box dimensions 66 x 41 x 50 cm

Width 270 mm (10 5/8")

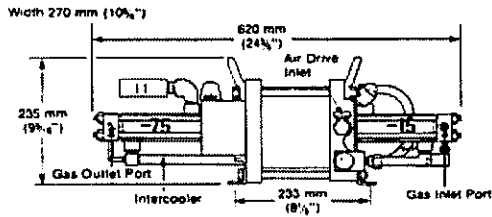


Inlet/Outlet Gas Ports: Interchangeable 3/8" SAE or 1/4" Superpressure

WEIGHT and DIMENSIONAL INFORMATION

**Double acting, two stage,
single air head AGT-15/75**

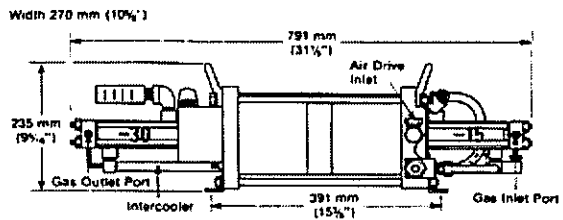
Net weight 17 Kg
Boxed weight 19 Kg
Box dimensions 66 x 41 x 50 cm



Inlet/Outlet Gas Ports: Interchangeable 3/8" SAE or 1/4" Superpressure

**Double acting, two stage,
double air head AGT-32/62**

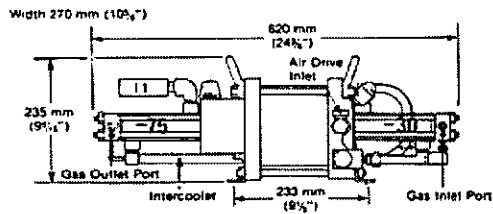
Net weight 22 Kg
Boxed weight 25 Kg
Box dimensions 91 x 51 x 40 cm



Inlet/Outlet Gas Ports: Interchangeable 3/8" SAE or 1/4" Superpressure

**Double acting, two stage,
single air head AGT-30/75**

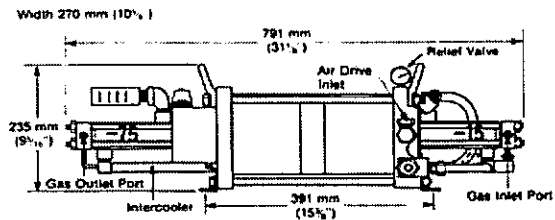
Net weight 17 Kg
Boxed weight 19 Kg
Box dimensions 66 x 41 x 50 cm



Inlet/Outlet Gas Ports: Interchangeable 3/8" SAE or 1/4" Superpressure

**Double acting, two stage,
double air head AGT-32/152(H)
AGT-62/152(H)**

Net weight 23 Kg
Boxed weight 26 Kg
Box dimensions 91 x 51 x 40 cm



Inlet Gas Port: Interchangeable 3/8" SAE or 1/4" Superpressure
Outlet Gas Port: 1/4" Superpressure